

SIGN UP FOR FREE UPDATES

Enter your email address to subscribe to this blog and receive notifications of new posts by email.

FOLLOW THE CYBER ADVOCATE



RSS Feed
Subscribe



Twitter
Follow Us



Facebook
Our Page



LinkedIn
Our Company Page

FOLLOW THE CYBER ADVOCATE ON GOOGLE+



TOP POSTS & PAGES



Best New Apps for Lawyers - May 2014



6 Excellent Timekeeping Apps for Lawyers



5 Reasons Social Media Discovery Doesn't Work



The Ethics of Social Media, Pt. 4 [Slideshow]

TAGS

ABA Advertising

Amazon Android

Apple Apps

Attorney-Client

Relationship BYOD

Cloud Computers Depositions

Digital Courtroom

Dropbox eDiscovery

Ethics Facebook

Google Guru

Hackers Hacking Instagram

Internet iOS iPad

iPhone LinkedIn metadata

Microsoft Mobile Apps

New Apps Office

Outsourcing Reviews

Samsung Security

Smartphones

Social Media

Software Tablets

The Cloud Trial

Practice Twitter update

Verizon Websites

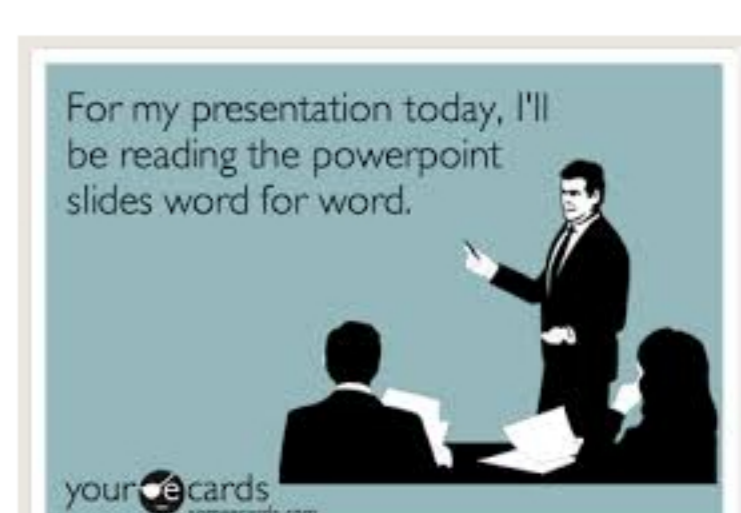


7 Most Effective Presentation Apps for Lawyers

MAY 20, 2014 WRITTEN BY: THE CYBER ADVOCATE

0 COMMENTS

The importance of making an effective presentations as an attorney extends far beyond the courtroom. Given the historic decline of jury trials, legitimately effective presentation apps for lawyers needs to have applications outside the courtroom. Arbitrations, motion hearings, mediations, client presentations, corporate counsel boardrooms... these _ apps have tools that allow attorneys to make stunning presentations.



Here are the 7 Most Effective Presentation Apps for Lawyers:



TrialPad by LIT Software, LLC, \$89.99 (iOS only)

It's almost cliche, in my opinion, to put this app at the top of the list, but there's no denying that no app designed for lawyers can compete with its toolset. Combining a trial management system with a telestrator that would make John Madden proud, TrialPad has everything you need to effectively manage your in-court presentation. Within the app, you can organize your exhibits, then using one of several options, display the exhibits using a television or projector-based system.

View your documents side-by-side, add comments, highlights, and even arrange multiple call-outs within one document. Edit video, redact inadmissible portions of evidence, and create reports of all the activity your case has. Expert witness in your trial? TrialPad allows you to hand your iPad to the expert and allow them to mark up the exhibit right from the witness stand – keeping the jury's focus on the evidence.


However, it does have the steepest price tag of all the apps on this list. Additionally, if you had TrialPad before, you're not going to be able to upgrade to 4.0 without paying that lovely \$89.99 all over again!



Keynote by Apple, Inc., \$9.99 (iOS only)

Keynote is Apple's answer to PowerPoint, and quite possibly the best app for creating a presentation directly on your iPad. All of these apps are capable of pulling off a slideshow, but Keynote adds professional finishing to put your presentation over the top. With an emphasis on accessibility and ease-of-use, even novice users can make high-quality presentations with ease.

Pre-loaded with tons of templates, you won't have to search for an idea. With built-in tools to incorporate and edit video, manipulate data and insert aesthetically pleasing charts and graphs, and the ability to frame and isolate various aspects of each slide, you won't have an excuse for failing to give a killer presentation. Fully compatible with iCloud, if you use other Apple devices, you'll be able to utilize instant syncing and real-time collaboration on all of your presentations.



Prezi by Prezi, Inc., free (iOS only)

What if you want a presentation app – one that gives you effective, trendy visuals with all the basic essential tools – but without the price or complex user interface? Then Prezi might just be the app you're looking for. Preloaded with 15 visually dazzling templates, you can create your presentation on the fly, with images from the internet, from your cloud storage, or right off your camera, incorporating them directly into your show.

Save your presentation to the cloud, and combine it with presentations made from Prezi's desktop application for a slideshow that will give any app on this list a run for its money. Once you're done, Prezi's incredibly easy user interface allows you to present directly from your tablet, no audio-visual training required.



Explain Everything by MorrisCooke, \$2.99 (iOS and Android)

While not designed with lawyers specifically in mind, Explain Everything was made for another profession desperately attempting to keep the attention of a group of bored, easily distracted people required by law to be there – teachers. Unsurprisingly, many of the key features of this app are equally as useful for attorneys as educators.

As a presentation tool, Explain Everything serves as your electronic whiteboard. Import images, text, video, and basically every file type known to man, and incorporate it into your presentation. Once there, you can edit, annotate, or modify it to your heart's content. You can even create animated sequences in your presentation. I can't sum up this app's features any better than the Hytech Lawyer did:

"You can create an animation showing the direction of travel of automobile involved in an accident. You can import and crop photographs, add graphics such as arrows, shapes, etc. You can also introduce typewritten text or handwriting. In a nutshell, with the app, you can put most anything on the screen and manipulate it in real-time, while the same time recording it for later presentation in movie format."




SlideShark by BrainShark, Inc., free (iOS only)

Looking for a no-frills way of presenting your PowerPoint presentation from your tablet – including audio and video – without having to sign up for Office 365 or shell out a ton of cash for TrialPad? SlideShark is for you! SlideShark is the quintessential presentation app. Just import a pre-made slideshow, including PowerPoint slideshows, and you're ready to go.

The conversion is fast and simple, and most importantly, easy. Once imported, you're able to view your slideshow in presentation mode, with your notes appearing right next to the images of your slide – one feature that has yet to make it to PowerPoint's iPad app! The latest version even allows you to annotate the slides right from your tablet. Although currently only available for iOS, rumors suggest an Android version could be in the works.


The only major drawback is that SlideShark was simply not designed to be a slideshow creation toolbox. While some minor changes can be made, any significant edits will require you to make the edits elsewhere, then re-upload your presentation.



ExhibitView by ExhibitView Solutions, LLC, \$49.99 (iOS only)

ExhibitView calls itself a "trial notepad and presenter," and it doesn't disappoint. Create your case folder on your office computer and upload it easily to your tablet for your presentation. Within the app, sort and search through indexed exhibits and case files to make sure you're organized and ready to go. A built in specialized naming convention system means you'll never lose a document because it's mis-labeled. Dropbox accessibility means you'll easily be able to retrieve important documents from the cloud.

Once your presentation begins, ExhibitView really shows its stuff. Easily annotate your exhibits in real-time, showing them individually, or side-by-side for comparison. Callouts in exhibits can be done quickly and easily on the fly, thanks to the pinch-to-zoom tools effectively applied within the app. What about if you're not in trial? Well, ExhibitView has a deposition mode, allowing it to be quickly and easily handed off between counsel. Assuming you're not as hostile in depositions as [these guys](#).



PowerPoint by Microsoft, free (full use requires subscription to Office 365) (iOS and Android)

Last, and definitely not least (I know, sorry again for the cliches), is PowerPoint for iPad (the Android version is part of the Office Mobile suite). Say what you want about Microsoft Office, but there's a reason that every single presentation app on this list advertises that the user can import their PowerPoint presentation – it's the most widely-used slideshow applications in the United States.

Assuming you're willing to pay the subscription price for Office 365, you'll find that everything you love about your desktop version of PowerPoint is right here. More importantly, it's automatically saved and stored in the cloud, allowing instant access from your desktop, your laptop, or any other device.

It's still new and has some bugs to work out, for sure. Also, the long delay in getting to the app store has given competitors such as Keynote a long head start. But don't think for a second that every other app designer on this list isn't already feeling the pressure of competing with the best.